

**TRI W-G®**

**PRODUCT  
MANUAL**





HELLO!

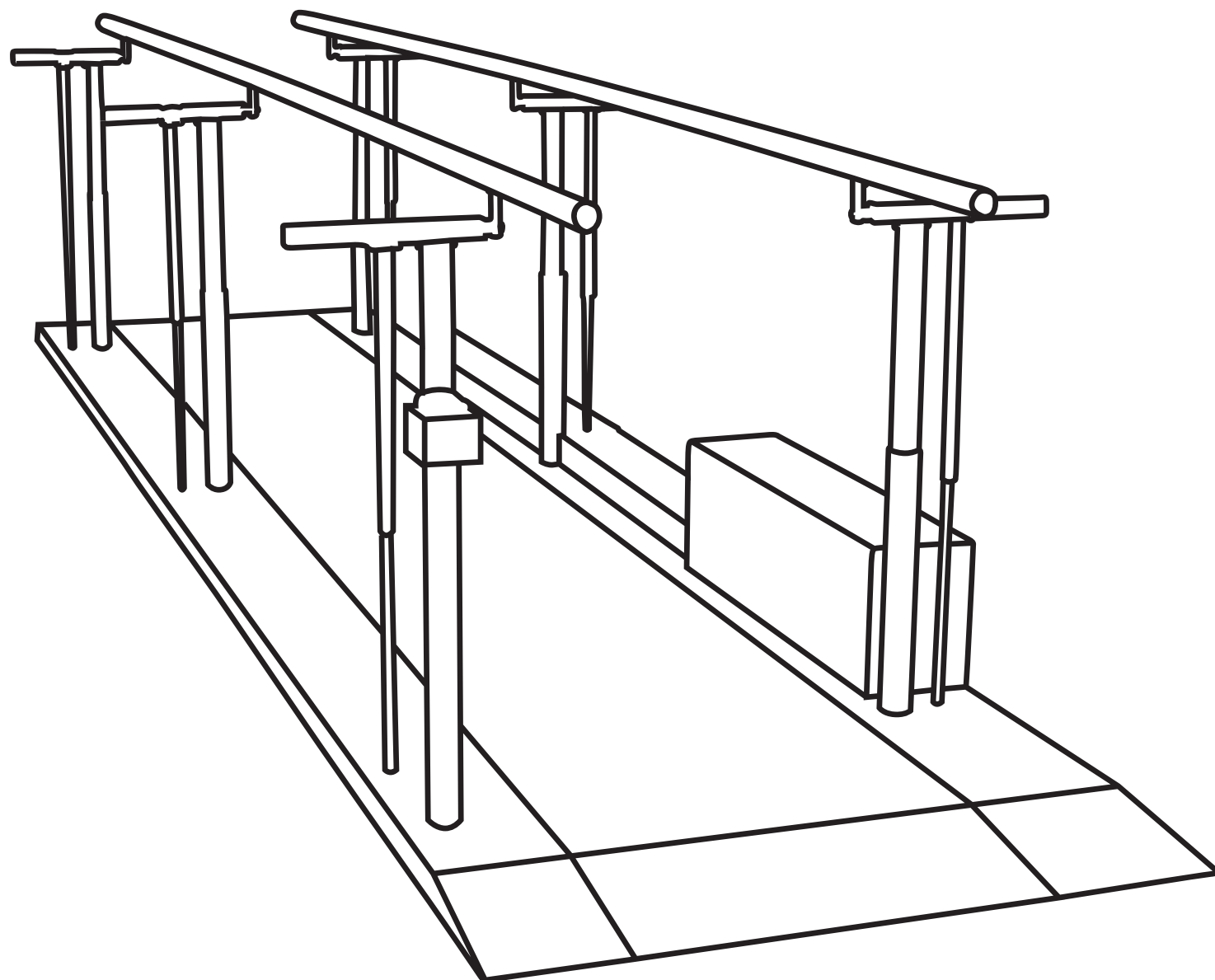






***TRI W-G***®

ENDURANCE • STRENGTH • EXCELLENCE



PARALLEL  
**BAR**

# PARALLEL BAR



## PARALLEL BAR

MOTORIZED HEIGHT & WIDTH ADJUSTABLE

Item No.	Length	Item No.	Length
TWG1000.SD	6'	TWG1004.SD	12'
TWG1001.SD	8'	TWG1006.SD	16'
TWG1002.SD	10'	TWG1008.SD	18'

### FEATURES:

- 600 lb. Weight Capacity
- Height & Width Adjustable
- Steel Frame
- Child's Low-Bar Accessory Available
- Fingertip Controls, Individual or Simultaneous Operation

**Bar Range:** Horizontal Width Adjustment - inside dimension 15 1/2" - 24 1/2"  
Vertical Height Adjustment - 25 1/4" - 39 3/4" to the top of the bar

**Width:** Platform 47 3/16", Between Standards: 31 1/2"  
Overall Dimensions: 53 1/2"

**Base:** 10 Gauge Steel 1 3/4" High  
1 ft. Tapered End and / or 2 ft. Platform Extension, Optional

**Handrails:** Anodized Aluminum; 1 5/8" Standard O.D.  
(Optional Child's Low Bar Attachment, 1 3/8" O.D.)

**Finish:** Pearl Grey Standard; Porcelain Optional, Chromium Plated Supports

**Electrical:** 6.8A, 115V, 782W, hospital grade plug

**Matting:** Non-skid black mat: width and length to fit


**Warranty:** Ten (10) Year Limited Warranty

\*Nominal Dimensions Stated





# PARALLEL BAR



## BARIATRIC PARALLEL

MOTORIZED HEIGHT & WIDTH ADJUSTABLE

Item No.	Length	Platform Width	Bar Range	Between Uprights
TWG1000.BA	6'	54"W	21 1/2" - 30 1/2"	37 1/2"
TWG1001.BA	8'	54"W	21 1/2" - 30 1/2"	37 1/2"
TWG1002.BA	10'	54"W	21 1/2" - 30 1/2"	37 1/2"
TWG1004.BA	12'	54"W	21 1/2" - 30 1/2"	37 1/2"
TWG1006.BA	16'	54"W	21 1/2" - 30 1/2"	37 1/2"

### FEATURES:

- 1000 lb. Weight Capacity
- Motorized Height & Width Adjustable
- Steel Frame
- Fingertip Controls, Individual or Simultaneous Operation

Bar Range: Horizontal Width Adjustment - inside dimension 21 1/2" - 30 1/2"  
Vertical Height Adjustment - 25 1/4" - 39 3/4" to the top of the bar

Base: 10 Gauge Steel 1 3/4" High  
1 ft. Tapered End and/or 2 ft. Platform Extension, Optional

Handrails: Anodized Aluminum; 1 5/8" Standard O.D.

Finish: Pearl Grey Standard; Porcelain Optional, Chromium Plated Supports

Electrical: 6.8A, 115V, 782W, hospital grade plug

Matting: Non-skid black mat: width and length to fit

Warranty: Ten (10) Year Limited Warranty

\*Nominal Dimensions Stated

## BARIATRIC PARALLEL

MOTORIZED HEIGHT & WIDTH ADJUSTABLE

Item No.	Length
TWG0500	6'
TWG0501	8'
TWG0502	10'
TWG0504	12'
TWG0506	16'
TWG0508	18'

### FEATURES:

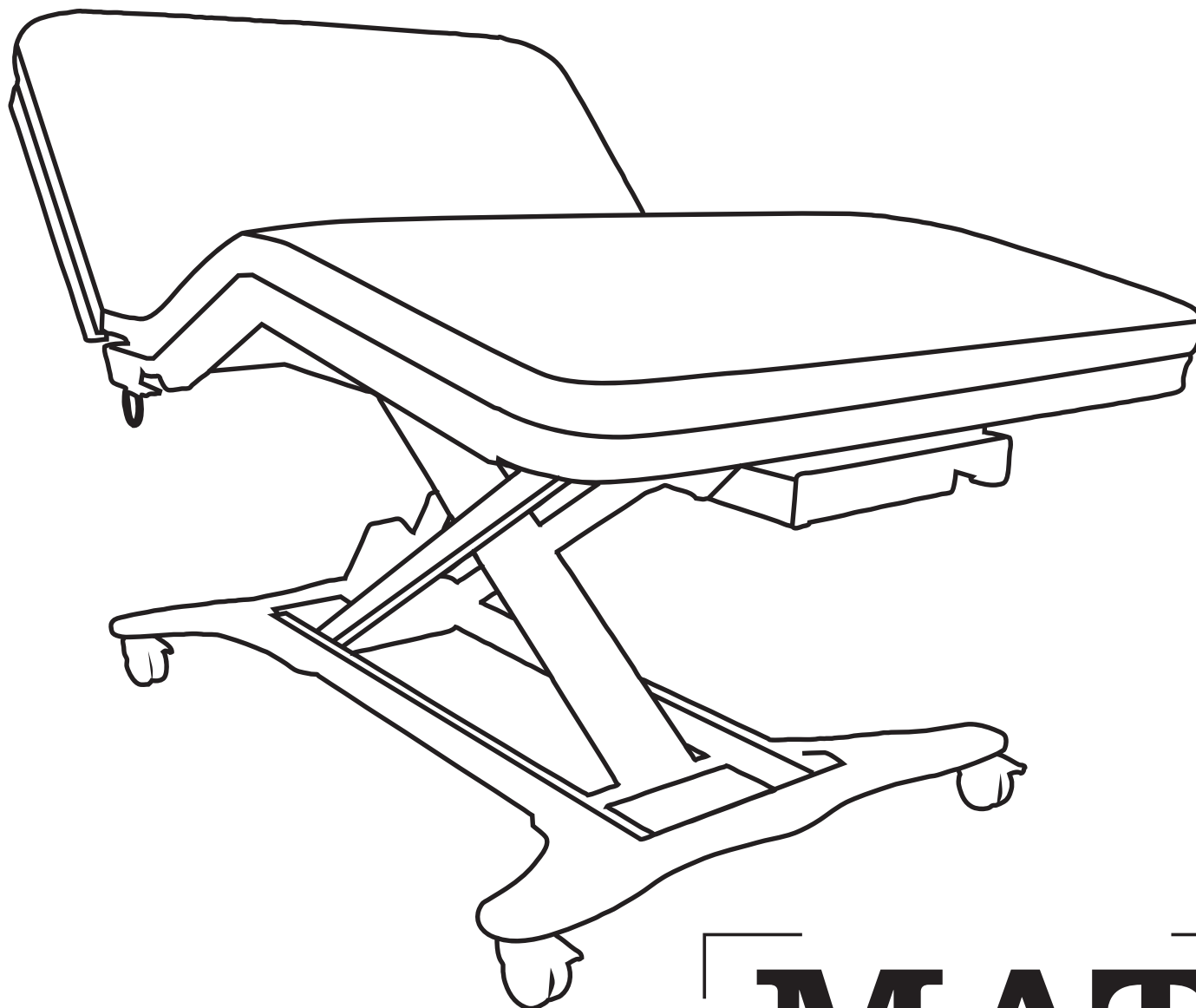
- 250 lb. Weight Capacity

HANDRAILS: Anodized Aluminum; 1 3/8" Standard O.D.

WARRANTY: Ten (10) Year Limited Warranty

\*Nominal Dimensions Stated






**MAT  
TABLE**



# MAT TABLE



## MAT TABLE, Bariatric

MOTORIZED HI-LO

Item No.	Width	Length
TWG9360.BM	5'	7'
TWG9372.BM	6'	7'

### FEATURES:

- 1000 lb. Weight Capacity
- 4.0 Safety Factor
- Four Corner Stability
- Steel Frame with Round Corners
- Casters, Leveling and/or Locking
- 2" Upholstered Top - Removable
- Motorized Height Adjustable
- Motorized Raised Back & Leg Sections
- Handheld Switch
- Accessories Available: Sit-to-Stand, Guard Rails, Proprioceptive Activity Components, Mini Cable & Pulley Systems, and More!

Height Range: 18" - 38" (nominal)  
 Base: Heavy Gauge Steel  
 Finish: Pearl Grey Standard; Porcelain Optional  
 Upholstery: Imperial Blue, Regimental Blue, Wedgewood, Blue Ridge, Dove, Graphite, Black, Burgundy, Mauve, Forest, Grotto, Sand, Camel  
 Electrical: 13A, 110V, 1430W, hospital grade plug  
 Warranty: Ten (10) Year Limited Warranty.

\*Nominal Dimensions Stated



# MAT TABLE

## MAT TABLE

MOTORIZED HI-LO

Item No.	Width	Length	Height Range
TG1532	4'	7'	18 1/2" - 29 1/2"
TG1534	5'	7'	18 1/2" - 29 1/2"
TG1536	6'	8'	18 1/2" - 29 1/2"
TG1562	4'	7'	23 1/4" - 34 3/4"
TG1564	5'	7'	23 1/4" - 34 3/4"
TG1566	6'	8'	23 1/4" - 34 3/4"

### FEATURES:

- 600 lb. Weight Capacity
- Round Corners w/PVC Bumper Guard
- Four Corner Stability
- Steel Frame
- 2" Upholstered Top
- Motorized Height Adjustable
- Foot Switch
- Base: 10 Gauge Steel
- Finish: Pearl Grey Standard; Porcelain Optional
- Upholstery: Imperial Blue, Regimental Blue, Wedgewood, Blue Ridge, Dove, Graphite, Black, Burgundy, Mauve, Forest, Grotto, Sand, Camel
- Electrical: 3.4A, 115V, 391W, hospital grade plug,
- Warranty: Five (5) Year Limited Warranty.
- Warranty: Ten (10) Year Limited Warranty

\*Nominal Dimensions Stated

## MAT TABLE

MOTORIZED HI-LO

Item No.	Width	Length
TG1847	4'	7'
TG1857	5'	7'
TG1867	6'	7'

### FEATURES:

- 750 lb. Weight Capacity
- Motorized Height Adjustable
- Handheld Switch
- Steel Frame with Round Corners
- 2" Upholstered Top
- Casters, Locking
- Accessories Available
- UL Recognized Components
- Height Range: 17" - 39"
- Base: 10 Gauge Steel
- Finish: Pearl Grey Standard; Porcelain Optional
- Upholstery: Imperial Blue, Regimental Blue, Wedgewood, Blue Ridge, Dove, Graphite, Black, Burgundy, Mauve, Forest, Grotto, Sand, Camel
- Electrical: 6.5A, 120V, 780W, hospital grade plug
- Warranty: Five (5) Year Limited Warranty.

\*Nominal Dimensions Stated

# MAT TABLE, Bariatric

MOTORIZED HI-LO

Item No.	Width	Length
TWG9160.BM	5'	7'
TWG9172.BM	6'	7'

### FEATURES:

- 1000 lb. Weight Capacity
- 4.0 Safety Factor
- Four Corner Stability
- Steel Frame with Round Corners
- Accessories Available: Sit-to-Stand, Guard Rails, Proprioceptive Activity Components, Mini Cable & Pulley Systems, and More!
- 2" Upholstered Top - Removable
- Motorized Height Adjustable
- Handheld Switch
- Casters, Leveling and/or Locking
- Height Range: 18" - 38" (nominal)
- Base: Heavy Gauge Steel
- Finish: Pearl Grey Standard; Porcelain Optional
- Upholstery: Imperial Blue, Regimental Blue, Wedgewood, Blue Ridge, Dove, Graphite, Black, Burgundy, Mauve, Forest, Grotto, Sand, Camel
- Electrical: 13A, 110V, 1430W, hospital grade plug
- Warranty: Ten (10) Year Limited Warranty.

\*Nominal Dimensions Stated

# MAT TABLE, Bariatric

MOTORIZED HI-LO

Item No.	Width	Length
TWG9260.BM	5'	7'
TWG9272.BM	6'	7'

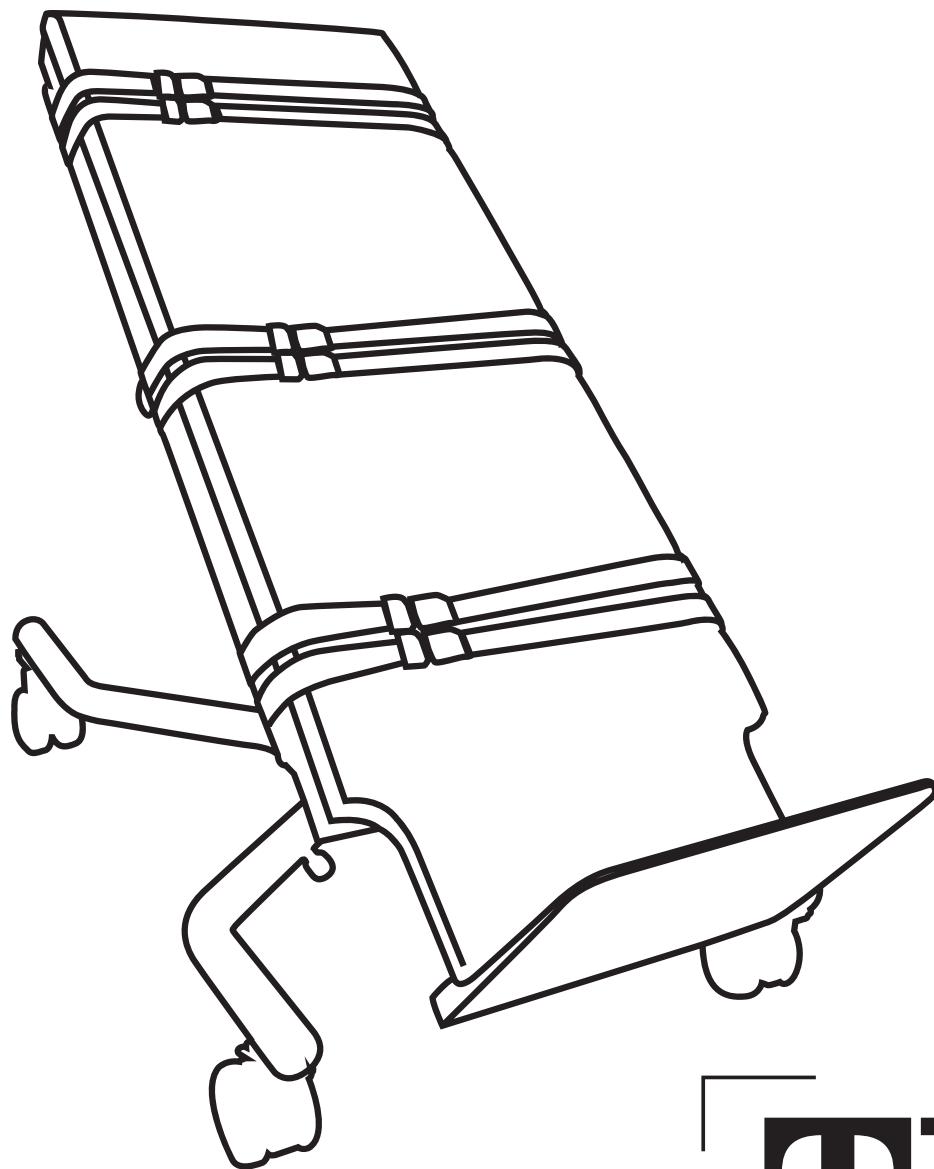
### FEATURES:

- 1000 lb. Weight Capacity
- 4.0 Safety Factor
- Four Corner Stability
- Steel Frame with Round Corners
- Casters, Leveling and/or Locking
- Accessories Available: Sit-to-Stand, Guard Rails, Proprioceptive Activity Components, Mini Cable & Pulley Systems, and More!
- 2" Upholstered Top - Removable
- Motorized Height Adjustable
- Motorized Raised Back
- Handheld Switch
- Height Range: 18" - 38" (nominal)
- Raised Back: Adjustable 0 to 85 degrees
- Base: Heavy Gauge Steel
- Finish: Pearl Grey Standard; Porcelain Optional
- Upholstery: Imperial Blue, Regimental Blue, Wedgewood, Blue Ridge, Dove, Graphite, Black, Burgundy, Mauve, Forest, Grotto, Sand, Camel
- Electrical: 13A, 110V, 1430W, hospital grade plug
- Warranty: Ten (10) Year Limited Warranty.

\*Nominal Dimensions Stated







**TILT  
TABLE**

# TILT TABLE

CLASSIFIED  
UL  
US 60601-1

## TILT TABLE, Bariatric

MOTORIZED

Item No.	Width	Length	Height	Tilt Range
TG2732	31"	81 1/2"	34 1/2"	0 to 90 degrees

### FEATURES:

- 750 lb. Weight Capacity
- UL Recognized Components
- Accommodates Patient Lifts
- Wide Footboard for Patient Comfort
- Casters - Heavy Duty 5" Swivel with Locking Brakes
- Safety Belts
- Angle Indicator
- 2" Upholstered Top
- Steel Frame

Base: 3" Tubular Steel

Finish: Pearl Grey Standard; Porcelain Optional

Upholstery: Imperial Blue, Regimental Blue, Wedgewood, Blue Ridge, Dove, Graphite, Black, Burgundy, Mauve, Forest, Grotto, Sand, Camel

Electrical: 6.5A, 120V, 780W, hospital grade plug

Warranty: Five (5) Year Limited Warranty.

\*Nominal Dimensions Stated



# TILT TABLE

## TILT TABLE

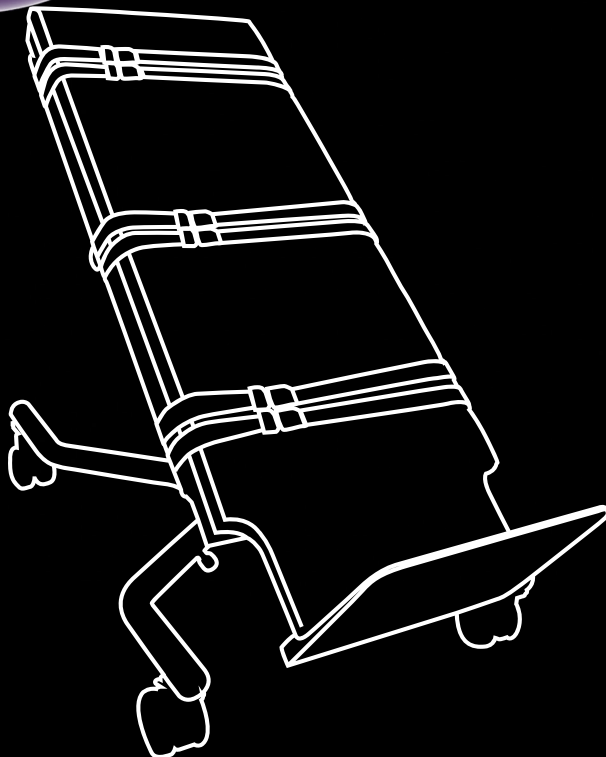
### MOTORIZED HI-LO

Item No.	Width	Length	Height	Tilt Range
TG2708	30"	81 1/2"	24-35 1/2"	0 to 86 degrees

#### FEATURES:

- 350 lb. Weight Capacity
  - UL Recognized Components
  - Casters - 4" Swivel with Locking Brakes
  - Hand Control
  - Foot Platform Folds Down Converting to Treatment Table
  - Steel Frame
  - Safety Belts
  - Angle Indicator
  - Motorized Height Adjustable
  - 2" Upholstered Top
- Base: 12 Gauge Steel  
Finish: Pearl Grey Standard; Porcelain Optional  
Upholstery: Imperial Blue, Regimental Blue, Wedgewood, Blue Ridge, Dove, Graphite, Black, Burgundy, Mauve, Forest, Grotto, Sand, Camel
- Electrical: 5A, 115V, 575W, hospital grade plug  
Warranty: Five (5) Year Limited Warranty.

\*Nominal Dimensions Stated



## TILT TABLE

### MOTORIZED

Item No.	Width	Length	Height	Tilt Range
TG2732	31"	81 1/2"	34 1/2"	0 to 90 degrees

#### FEATURES:

- 750 lb. Weight Capacity
  - UL Recognized Components
  - Accommodates Patient Lifts
  - Wide Footboard for Patient Comfort
  - Casters - Heavy Duty 5" Swivel with Locking Brakes
  - Safety Belts
  - Angle Indicator
  - 2" Upholstered Top
  - Steel Frame
- Base: 3" Tubular Steel  
Finish: Pearl Grey Standard; Porcelain Optional  
Upholstery: Imperial Blue, Regimental Blue, Wedgewood, Blue Ridge, Dove, Graphite, Black, Burgundy, Mauve, Forest, Grotto, Sand, Camel
- Electrical: 6.5A, 120V, 780W, hospital grade plug  
Warranty: Five (5) Year Limited Warranty.

\*Nominal Dimensions Stated

## TILT TABLE

### MOTORIZED HEAVY DUTY

Item No.	Width	Length	Height	Tilt Range
TG2726	31"	81 1/2"	34 1/2"	0 to 90 degrees

#### FEATURES:

- 500 lb. Weight Capacity
  - UL Recognized Components
  - Accommodates Patient Lifts
  - Wide Footboard for Patient Comforts
  - Casters - Heavy Duty 5" Swivel with Locking Brakes
  - Safety Belts
  - Angle Indicator
  - 2" Upholstered Top
  - Steel Frame
- Base: 3" Tubular Steel  
Finish: Pearl Grey Standard; Porcelain Optional  
Upholstery: Imperial Blue, Regimental Blue, Wedgewood, Blue Ridge, Dove, Graphite, Black, Burgundy, Mauve, Forest, Grotto, Sand, Camel
- Electrical: 1.6A, 120V, 192W, hospital grade plug  
Warranty: Five (5) Year Limited Warranty.

\*Nominal Dimensions Stated







**TREATMENT  
TABLE**

# TREATMENT TABLE



## TREATMENT/MAT TABLE, BARIATRIC

MOTORIZED HI-LO, SCISSOR, RAISED BACK

Item No.	Width	Length
TWG8232.BTM	32"	78"
TWG8236.BTM	36"	78"
TWG8242.BTM	42"	78"
TWG8248.BTM	48"	78"

### FEATURES:

- 750 lb. Weight Capacity, Lifting
  - Motorized Height Adjustable
  - Raised Back, Motorized
  - 0 Horizontal Travel Space
  - Casters, Locking
  - Steel Frame
  - Hand Control
  - Steel Top with 2" Removable Mat
- Height Range: 17 1/2" - 36 3/4"
- Finish: Pearl Grey Standard; Porcelain Optional
- Upholstery: Imperial Blue, Regimental Blue, Wedgewood, Blue Ridge, Dove, Graphite, Black, Burgundy, Mauve, Forest, Grotto, Sand, Camel
- Electrical: 6.5A, 120V, 780W, hospital grade plug
- Warranty: Ten (10) Year Limited Warranty.

\*Nominal Dimensions Stated

## TREATMENT/MAT TABLE, BARIATRIC

MOTORIZED HI-LO, SCISSOR, RAISED BACK & LEG

Item No.	Width	Length
TWG8332.BTM	32"	78"
TWG8336.BTM	36"	78"
TWG8342.BTM	42"	78"
TWG8348.BTM	48"	78"

### FEATURES:

- 750 lb. Weight Capacity, Lifting
  - Motorized Height Adjustable
  - Raised Back & Leg Sections, Motorized
  - 0 Horizontal Travel Space
  - Casters, Locking
  - Steel Frame
  - Hand Control
  - Steel Top with 2" Removable Mat
- Height Range: 17 1/2" - 36 3/4"
- Finish: Pearl Grey Standard; Porcelain Optional
- Upholstery: Imperial Blue, Regimental Blue, Wedgewood, Blue Ridge, Dove, Graphite, Black, Burgundy, Mauve, Forest, Grotto, Sand, Camel
- Electrical: 6.5A, 120V, 780W, hospital grade plug
- Warranty: Ten (10) Year Limited Warranty.

\*Nominal Dimensions Stated

# TREATMENT TABLE

## TREATMENT TABLE

MOTORIZED HI-LO RAISED BACK AND LEG SECTIONS

Item No.	Width	Length	Height Range
TG2006	28"	80"	23 1/4" - 34 3/4"

### FEATURES:

- 500 lb. Weight Capacity
  - Hand Control
  - 2" Upholstered Top
  - Accessories Available
  - Raised Back & Leg Sections, Motorized
  - Motorized Height Adjustable
  - Four Corner Stability
  - Generous Storage Area
  - Steel Frame
- Base: 12 Gauge Steel  
 Finish: Pearl Grey Standard; Porcelain Optional  
 Upholstery: Imperial Blue, Regimental Blue, Wedgewood, Blue Ridge, Dove, Graphite, Black, Burgundy, Mauve, Forest, Grotto, Sand, Camel
- Electrical: 8.8A, 115V, 1012W, hospital grade plug  
 Warranty: Five (5) Year Limited Warranty.

\*Nominal Dimensions Stated

## TREATMENT TABLE

MOTORIZED HI-LO RAISED BACK AND LEG SECTIONS

Item No.	Width	Length	Height Range
TG2010	28"	80"	23 1/4" - 34 3/4"

### FEATURES:

- 500 lb. Weight Capacity
  - Hand Control
  - 2" Upholstered Top
  - Accessories Available
  - Raised Back Section, Motorized
  - Motorized Height Adjustable
  - Four Corner Stability
  - Generous Storage Area
  - Steel Frame
- Base: 12 Gauge Steel  
 Finish: Pearl Grey Standard; Porcelain Optional  
 Upholstery: Imperial Blue, Regimental Blue, Wedgewood, Blue Ridge, Dove, Graphite, Black, Burgundy, Mauve, Forest, Grotto, Sand, Camel
- Electrical: 6.1A, 115V, 702W, hospital grade plug  
 Warranty: Five (5) Year Limited Warranty.

\*Nominal Dimensions Stated

## TREATMENT TABLE

MOTORIZED HI-LO

Item No.	Width	Length	Height Range
TG2002	28"	80"	23 1/4" - 34 3/4"

### FEATURES:

- 500 lb. Weight Capacity
  - Hand Control
  - 2" Upholstered Top
  - Accessories Available
  - Motorized Height Adjustable
  - Four Corner Stability
  - Generous Storage Area
  - Steel Frame
- Base: 12 Gauge Steel  
 Finish: Pearl Grey Standard; Porcelain Optional  
 Upholstery: Imperial Blue, Regimental Blue, Wedgewood, Blue Ridge, Dove, Graphite, Black, Burgundy, Mauve, Forest, Grotto, Sand, Camel
- Electrical: 3.4A, 115V, 391W, hospital grade plug  
 Warranty: Five (5) Year Limited Warranty.

\*Nominal Dimensions Stated

## TREATMENT/MAT TABLE, BARIATRIC

MOTORIZED HI-LO, SCISSOR

Item No.	Width	Length
TWG8132.BTM	32"	78"
TWG8136.BTM	36"	78"
TWG8142.BTM	42"	78"
TWG8148.BTM	48"	78"


### FEATURES:

- 750 lb. Weight Capacity, Lifting
  - Motorized Height Adjustable
  - 0 Horizontal Travel Space
  - Steel Top with 2" Removable Mat
  - Casters, Locking
  - Steel Frame
  - Hand Control
- Height Range: 17 1/2" - 36 3/4"  
 Finish: Pearl Grey Standard; Porcelain Optional  
 Upholstery: Imperial Blue, Regimental Blue, Wedgewood, Blue Ridge, Dove, Graphite, Black, Burgundy, Mauve, Forest, Grotto, Sand, Camel
- Electrical: 6.5A, 120V, 780W, hospital grade plug  
 Warranty: Ten (10) Year Limited Warranty.

\*Nominal Dimensions Stated







**RISK MANAGEMENT**  
**PLAY IT SAFE!**



# BEFORE IT'S TOO LATE

## WHY RISK MANAGEMENT MATTERS

UNCERTIFIED EQUIPMENT COULD PUT PATIENTS AND FACILITIES AT RISK OF HARM OR LITIGATION



### ISO 14971

THE ISO 14971 RISK MANAGEMENT STANDARD IS NOT JUST ABOUT SAFETY, IT'S ABOUT PREVENTION OF POTENTIAL HAZARDS. MEDICAL DEVICES THAT DO NOT MEET THE STANDARD, NOT ONLY PUT PATIENTS AND OPERATORS AT RISK OF PHYSICAL HARM, THEY ALSO PUT THE FACILITY AND MANUFACTURER IN A POTENTIAL LITIGATION QUAGMIRE. MAKING SURE THE MEDICAL DEVICES IN YOUR FACILITY MEET THIS STANDARD IS NOT JUST GOOD JUDGEMENT, IT'S PROACTIVE PROTECTION.

IF YOU HAVE ANY QUESTIONS ABOUT THESE IMPORTANT NEW STANDARDS GIVE US A CALL OR VISIT OUR WEBSITE.

800.437.8011 :: [WWW.TRIWG.COM](http://WWW.TRIWG.COM)



# HOW TO PREPARE



▶ GET INFORMED

▶ REQUEST ISO 14971

▶ SPECIFY CERTIFIED EQUIPMENT

FEELING CONFUSED? GIVE US A CALL, WE CAN HELP  
800.437.8011 :: [WWW.TRIWG.COM](http://WWW.TRIWG.COM)

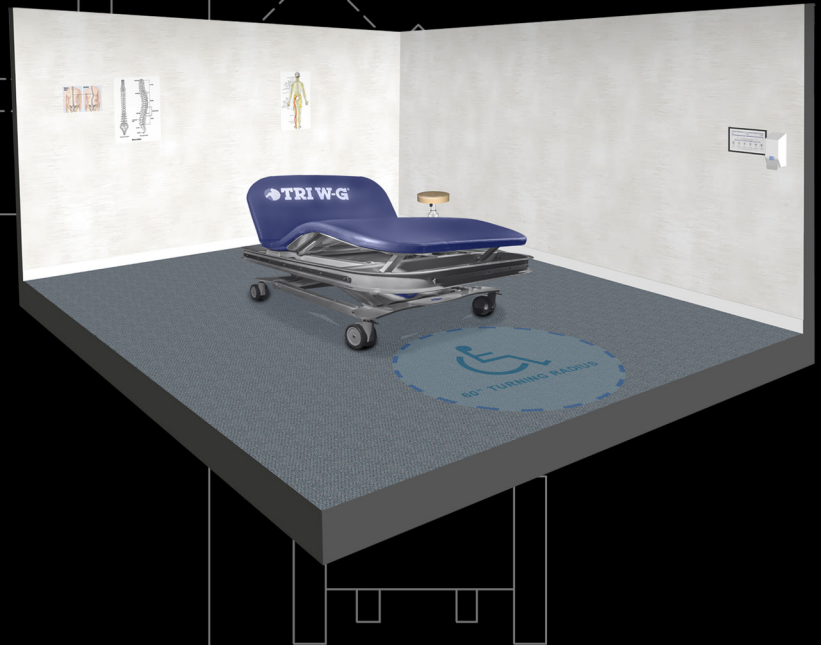
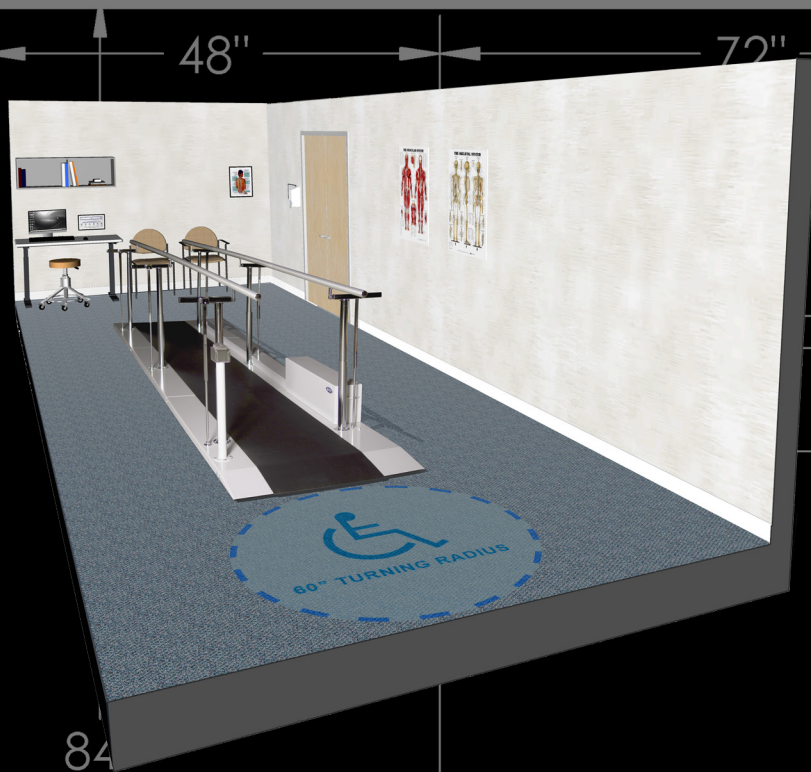




**[RESOURCES]**



## ADA & 3D MODELS



**ADA AND 3D MODELS AVAILABLE**

[WWW.TRIWG.COM/DOWNLOAD](http://WWW.TRIWG.COM/DOWNLOAD)

**OR GIVE US A CALL AT**

800.437.8011

WHEELCHAIR  
TURNING SPACE  
Ø 60" MINIMUM

60"

60" FREE  
PASSAGE

THANK YOU!

